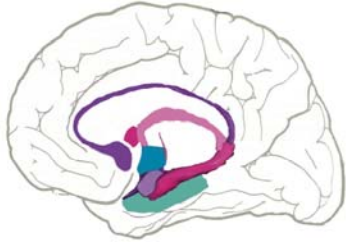


BRAIN AWARENESS WEEK REPORT

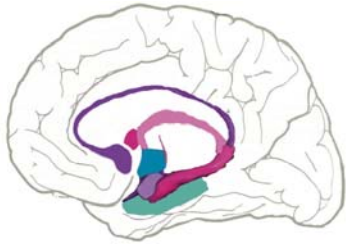
Ocular and Brain Pharmacology Group, Institute of Biomedical Research
in Light and Image (IBILI), Faculty of Medicine, University of Coimbra,
Coimbra, Portugal

15-20 March 2009

Activities



Neuroscientists go to school



Lab open day

Coordination: António Francisco Ambrósio

Neuroscientists go to school

Jardim-Escola João de Deus – Alhadas, Figueira da Foz

March 17th, 2009

Investigators involved

Joana Gonçalves

Sofia Baptista

Tânia Martins

Filipa Pinto

Liliana Ferreira



This poster was offered by the investigators to the kindergarten





We proposed to organize one day at school, age range – 3 to 10 years old. The activities were focused on the five senses.



After a presentation about brain organization and structure, and the five senses, we developed several activities with the children as following:

- Creativity: coloring, painting and drawing;
- Memory tasks;
- Puzzles;
- Testing the senses – touch, vision, taste

Discovery by...



...Touch



Memory Tasks





Creativity: coloring,
painting, drawing...

Puzzling...



...the Brain!!



“OUR” KIDS



Lab open day

Visiting Students from Escola Secundária Amato Lusitano,
Castelo Branco

See beyond the eye

March 18th, 2009

Investigators involved

Aurea Castilho
Filipa Baptista
Joana Liberal
Joana Gaspar
Raquel Santiago
Célia Aveleira
João Martins





We proposed to organize a lab open day, age range – 14 to 16 years old. The activities were focused on the retina.



The activities in the lab included:

- A presentation about the eye
- Recordings of rat electroretinogram
- Dissection of pig eyes
- Fluorescence microscopy
- Eye sections staining

Visiting the labs



Activities



Talking about the eye



Seeing more than our eyes can see

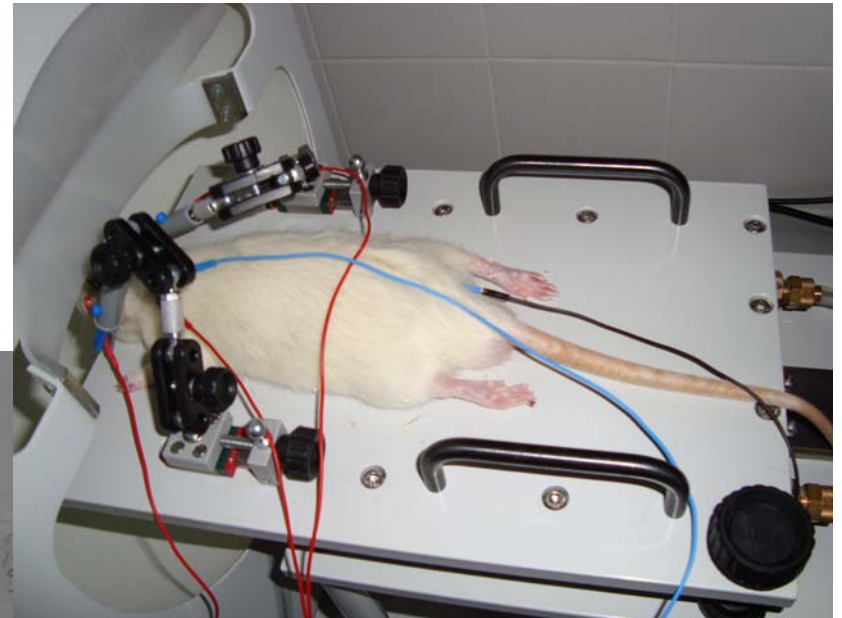
Activities



**Staining
retinas**



Electrical waves of the retina



Activities



**Watching
inside the
eye**



“OUR” Students

